



Village of Westchester

10300 West Roosevelt Road, Westchester, IL 60154
Phone: (708) 345-0199 • Email: Building@westchester-il.gov

Date Received

APPLICATION FOR FIRE ALARM/SUPPRESSION PERMIT

Date: _____ Site Address: _____

Tenant/Business: _____

CONTRACTOR INFORMATION

PROPERTY OWNER INFORMATION:

Name: _____

Name: _____

Address: _____

Address: _____

Phone: _____

Phone: _____

E-Mail: _____

E-mail: _____

	NAME	ADDRESS, CITY	PHONE
Electrician			
Fire Sprinkler			
Fire Alarm System			

SPRINKLER: # of Zones: _____ ALARM: Smoke No. Zones _____ Heat No. Zones _____

ANSUL: # of Systems: _____ HVAC No. Zones _____ Window No. Zones _____

Description of Work:

No error or omission in either the plans or application, whether said plans or application have been approved by the Building Commissioner or not, shall permit to relieve the applicant from constructing the work in any other manner than that provided for in the Ordinance of this Village relating thereto. The Applicant having read this application and fully understanding the intent thereof declares that the statements made are true to the best of my knowledge and belief.

Signature: _____

Date: _____

Print Name: _____

Cost of Work: _____

THE FOLLOWING MUST ACCOMPANY EACH APPLICATION FOR A BUILDING PERMIT:

- Application Forms:** Fill out a copy of this application form, written consent from property owner to complete work.
- Three (3) sets of prints.
- Contractor Information:** If a contractor is doing the work, Contractor's Bond, Insurance and Licensing form and documents
- CD/Flash Drive:** A CD/Flash Drive must be submitted prior to the permit being issued. Pursuant to 14.01.090(f) When construction documents are produced in a digital format, approved construction documents shall be submitted on a compact disc or a flash drive in PDF or in another format approved by the Department of Community Development.

Plan Submission Fee: \$ _____

Permit Fee: \$ _____

Plan Review Fees: \$ _____

Inspection Fees: \$ _____

Guarantee Deposit: \$ _____

TOTAL FEE: \$ _____



Illinois Section of the American Water Works Association
 BACKFLOW COMMITTEE
 545 South Randall Road, St Charles, IL 60174
 Phone: 866-521-3595 Fax: 866-521-3591
 Email: laurie@isawwa.org

Backflow Bulletin #1

FIRE PROTECTION SYSTEMS

DC = Double Check Valve
 DCDA = Double Check Detector Assembly
 RP (aka RPZ) = Reduced Pressure Zone
 RPDA = Reduced Pressure Detector Assembly

- **Chemicals in the System**
Anti-Freeze, Foam, Corrosion Inhibitors, etc.
- **Chemicals in the System – Glycerin**
Glycerin or similar food-grade non-toxic additive
- **Siamese Fitting or Similar External Water Connection**
Allows for potential non-potable water entering the system
- **Looped System (Domestic Water)**
No longer than a 3' dead end or branch to any sprinkler head
- **Basic Wet Fire Protection System**
Clean water only with no exterior connections
- **Single Head off of Domestic Water**
No longer than a 3' run from the domestic water line to the head
- **Multiple Heads off of Domestic Water – Remote Location**
Water piping must be looped. Maximum run to a head is 3'
- **Multiple Heads off of Domestic Water – Remote Location**
Piping not looped...has dead-ends. No chemical additives.
- **Multiple Heads off of Domestic Water – Remote Location**
Piping not looped...has dead-ends. With chemical additives.
- **Dry Fire System**
No Chemicals, Foam, External Connections (Siamese fittings), etc
- **Residential Fire System**
Same as above. Generally a DC at the domestic water connection.

None	DC	DCDA	RP	RPDA
			✓	✓
	✓	✓	✓	✓
			✓	✓
✓				
	✓	✓		
✓				
	✓			
			✓	
	✓	✓		
	✓			

Miscellaneous:

- ▶ ALWAYS check with your local Water Purveyor, Building Department, and/or Fire Department
- ▶ MANY communities require "Detector Assemblies," not simply a DC or RP
- ▶ MANY communities allow a DC or DCDA even though Plumbing Code requires an RP. This is done mostly on retrofit projects where pressure head loss, lack of an adequate floor drain, etc are issues.
- ▶ ALL backflow preventers must be tested annually.
- ▶ RP installations must be high enough above the floor or ground to allow for an air gap below the relief valve.
- ▶ Backflow preventers shall be installed no higher than 5' and shall have full access for testing and repairs.

This Bulletin has been provided as a service to all Illinois plumbers & testers, municipal employees, & water professionals. This is our interpretation of existing Illinois plumbing codes and IEPA regulations. Accuracy is critical. If you are a professional with questions or concerns over our interpretations, please contact us immediately.
 YOUR ILLINOIS SECTION AWWA BACKFLOW COMMITTEE PROFESSIONALS



Illinois Section of the American Water Works Association
 BACKFLOW COMMITTEE
 545 South Randall Road, St Charles, IL 60174
 Phone: 866-521-3595 Fax: 866-521-3591
 Email: laurie@isawwa.org

Backflow Bulletin #2

BOILERS & PRESSURE VESSELS

Hydronic Heating

* DuC = Dual Check Valve w/Atmospheric Vent (ASSE 1012 or ASSE 1022)
 * RP (aka RP2) = Reduced Pressure Zone Backflow Preventer
 * (v) = Often approved on retrofit situations

	Air Gap/Break Tank	DuC	RP
• Commercial Boiler – High Pressure...above 30psi Must have a break tank	✓		
• Commercial Hot Water Boiler - No Chemicals Low pressure, hot water boiler, no additives or means to add chemicals	✓	✓	✓
• Commercial Hot Water Boiler - No Chemicals But Has the Capability May not have chemicals but has provisions to add chemicals	✓		(v)
• Commercial Hot Water Boiler - Chemicals Contains anti-freeze, corrosion inhibitors, cleaners, has a snow melt system, etc	✓		(v)
• Commercial Steam Boiler - Chemicals or No Chemicals Almost all steam boilers require additives to keep the water from surging.	✓		(v)
• Commercial Boiler with Solar Panels Heat exchanger should be double-walled per Plumbing Code. If not, must be RP (anti-freeze)		✓	✓
• Residential Steam Boiler - Chemicals or No Chemicals Almost all steam boilers require additives to keep the water from surging.	✓	(v)	(v)
• Residential Hot Water Boiler with Solar Panels Heat exchanger should be double-walled per Plumbing Code. If not, must be RP (anti-freeze)		✓	✓
• Residential Hot Water Boiler with Snow Melt Generally will have anti-freeze in the system (toxic chemicals require an air gap/break tank)	✓		(v)
• Residential "Small" Hot Water Boiler without Snow Melt Under 200,000 btu, no chemicals or means to put chemicals into the boiler		none req'd	none req'd
• Residential "Large" Hot Water Boiler without Snow Melt Over 200,000 btu, no chemicals (toxic chemicals require an air gap/break tank)		✓	✓

Protection is not req'd but is recommended

Note that an air gap or break tank is always best!

Miscellaneous:

- ▶ ALWAYS check with your local Water Purveyor, Building Department, and/or Inspection Department
- ▶ MANY communities have stricter policies, regulations and/or ordinances
- ▶ ALL backflow preventers must be tested annually.
- ▶ RP installations must be high enough above the floor or ground to allow for an air gap below the relief valve.
- ▶ Backflow preventers shall not be installed in pits, be no higher than 5' and shall be fully accessible

NOTE: The reference code for Chicago is 18-29-608 and its sub part. Chicago is much more stringent

This Bulletin has been provided as a service to all Illinois plumbers & testers, municipal employees, & water professionals. This is our interpretation of existing Illinois plumbing codes and IEPA regulations. Accuracy is critical. If you are a professional with questions or concerns over our interpretations, please contact us immediately.
 YOUR ILLINOIS SECTION AWWA BACKFLOW COMMITTEE PROFESSIONALS



Illinois Section of the American Water Works Association
 BACKFLOW COMMITTEE
 545 South Randall Road, St Charles, IL 60174
 Phone: 866-521-3595 Fax: 866-521-3591
 Email: laurie@isawwa.org

**Regulatory Standards for
 Backflow Protection**

Backflow Bulletin #3

Use this Bulletin in
 conjunction with Bulletin #3.1

Required Backflow Protection	Fixture Type
ASME A112.1.2, ASME A112.1.3	Water Softener Drain
ASSE 1001, ASSE 1011, ASSE 1052	Laundry Tub/Mop Basin w hose threads
ASSE 1011, ASSE 1052	Indoor Hose Bibb(s)
ASSE 1011, ASSE 1019, ASSE 1052, ASSE 1053	Outdoor Hose Bibb(s)
ASSE 1012, 1015 -- No Chemicals; ASSE 1013** -- Chemicals	Boiler or similar
ASME A112.1.2**, ASSE 1012**	Humidifier
ASSE 1002	Toilet(s)
ASSE 1013	Lawn Irrigation
ASME A112.18.1, ASSE 1014	Hand Held Showers/Hose Sprayers
ASSE 1013**	Water Powered Sump Pump
ASME A112.1.2**, ASSE 1001**, ASSE 1013	Pool/Spa/Hot Tub/Water Feature/Pond/Fountain
ASME A112.18.1	Kitchen Faucet(s)
ASME A112.1.2**, ASSE 1012**	Non-Carbonated Beverage
ASSE 1032	Carbonated Beverage
ASME A112.1.2, ASME A112.1.3, ASSE 1001, ASSE 1013,	Developer...Photo, X-Ray, etc

***State Plumbing code may allow other backflow protection under certain hydraulic/pumping/hazard conditions*

1	ASME A112.1.2	Air Gap – The unobstructed vertical distance between the lowest point of any pipe, faucet or fixture and the FLOOD LEVEL RIM of the receptor onto which it is discharging.
2	ASME A112.1.3	Air Gap Fittings – for use with plumbing fixtures and appliances.
3	ASME A112.18.1	Plumbing Supply Fittings.
4	ASSE 1001	Atmospheric Vacuum Breaker – Critical Level of AVB must be installed at least 6" above all downstream piping with NO valves downstream.
5	ASSE 1002*	Anti-Siphon Fill Valves (Ballcock) for Gravity Water Closet Flush Tanks.
6	ASSE 1011*	Hose Bibb Vacuum Breaker (for indoor use).
7	ASSE 1011*	Anti-Frost Hose Bibb Vacuum Breaker – For use on outdoor hose bibs where it could be exposed to freezing.
8	ASSE 1012	Vented Dual Check Valve – For supplies to untreated boilers with less than 15 psig steam or maximum water pressure of 30 psig, or other non-health hazard fixtures.
9	ASSE 1013	Reduced Pressure Principle Backflow Prevention Assembly – Requires annual testing
10	ASSE 1014	Vacuum breaker for handheld showers.
11	ASSE 1015	Double Check Valve Backflow Prevention Assembly - Requires annual testing
12	ASSE 1019	Vacuum Breaker wall hydrants, freeze resistant automatic draining type.
13	ASSE 1020	Pressure Vacuum Breaker – Requires annual testing: This assembly is NOT allowed in Illinois
14	ASSE 1032	Carbonated Beverage Backflow Preventer Dual Check Valve.
15	ASSE 1052	Hose Connection Backflow Preventers.
16	ASSE 1053	Dual Check Backflow Preventer Wall Hydrant Freeze Resistant Type.

**These backflow preventers can be found at hardware stores. A local plumbing permit may be required for installation.*

ALWAYS CHECK WITH YOUR WATER UTILITY, INSPECTORS, AND CITY OR COUNTY STAFF FOR LOCAL REQUIREMENTS

This Bulletin has been provided as a service to all Illinois plumbers & testers, municipal employees, & water professionals. This is our interpretation of existing Illinois plumbing codes and IEPA regulations. Accuracy is critical. If you are a professional with questions or concerns over our interpretations, please contact us immediately















Illinois Section of the American Water Works Association
 BACKFLOW COMMITTEE
 545 South Randall Road, St Charles, IL 60174
 Phone: 866-521-3595 Fax: 866-521-3591
 Email: laurie@isawwa.org

Regulatory Standards for
 Backflow Protection

Backflow Bulletin #3.1

Use this Bulletin in
 conjunction with Bulletin #3

2	ASME A112.1.3		Air Gap Fittings – for use with plumbing fixtures and appliances such as water softener drains or similar.
4	ASSE 1001		Atmospheric Vacuum Breaker – Critical Level of AVB must be installed at least 6" above all downstream piping with NO valves downstream.
5	ASSE 1002*		← Vacuum breaker above water level Anti-Siphon Fill Valves (Ballcock) for Gravity Water Closet Flush Tanks.
6	ASSE 1011, 1052*		Hose Bibb Vacuum Breaker (for indoor use).
7	ASSE 1011, 1052*		Anti-Frost Hose Bibb Vacuum Breaker – For use on outdoor hose bibs where it could be exposed to freezing.
8	ASSE 1012		Vented Dual Check Valve – For supplies to <u>untreated</u> boilers with less than 15 psig steam or maximum water pressure of 30 psig, or other non-health hazard fixtures.
9	ASSE 1013		Reduced Pressure Principle Backflow Prevention Assembly – Requires annual testing. Can be used on used on high (health) or low hazard connections.
10	ASSE 1014		Vacuum breaker for handheld showers or similar.
11	ASSE 1015		Double Check Valve Backflow Prevention Assembly – Requires annual testing. Use on low hazard (pollutant) connections only.
12	ASSE 1019*		Vacuum Breaker wall hydrants, freeze resistant automatic draining type.
13	ASSE 1020		Pressure Vacuum Breaker – Requires annual testing. Can be used on used on high (health) or low hazard connections. This assembly is NOT allowed in Illinois
14	ASSE 1032		Carbonated Beverage Backflow Preventer Dual Check Valve.

**These backflow preventers can be found at hardware stores. A local plumbing permit may be required for installation.*

ALWAYS CHECK WITH YOUR WATER UTILITY, INSPECTORS, AND CITY OR COUNTY STAFF FOR LOCAL REQUIREMENTS

This Bulletin has been provided as a service to all Illinois plumbers & testers, municipal employees, & water professionals. This is our interpretation of existing Illinois plumbing codes and IEPA regulations. Accuracy is critical. If you are a professional with questions or concerns over our interpretations, please contact us immediately.
 YOUR ILLINOIS SECTION AWWA BACKFLOW COMMITTEE PROFESSIONALS



Backflow Bulletin #4

RESTAURANTS & FOOD SERVICE

Connections to look for and recommended protection

- * VB = Atmospheric Vacuum Breaker (PVB not allowed)
- * DuC = Dual Check Valve w/Atmospheric Vent (ASSE 1012 or ASSE 1022)
- * RP (aka RPZ) = Reduced Pressure Zone Backflow Preventer
- * AG = Air Gap (ASSE 1055 or similar)

- **Dishwasher, Glasswasher, or Mop Basin - No Chemicals**
Backflow protection is not required but is recommended.
- **Dishwasher, Glasswasher, or Mop Basin – W/Chemicals**
Direct or indirect chemical injection
- **3 Compartment Sink or Sink w/Pre-Rinse Faucet – No Chemicals**
Fixed height without a spring or pull-down with a spring
- **3 Compartment Sink or sink w/Pre-Rinse Faucet – W/Chemicals**
Fixed height without a spring or pull-down with a spring. Chemical injection
- **Garbage Disposer with Rim Rinse**
Direct water connection below the bowl. If VB, it must be above the rim.
- **Ice Machine – Built-in or free standing**
Water cooled and non-water cooled
- **Beverage Dispenser - Non-carbonated**
Includes coffee, tea, juice, cappuccino, etc. Any unit connected to the water
- **Beverage Dispenser - Carbonated** (copper piping is not allowed!)
A carbonated beverage backflow preventer (ASSE 1032) should be installed.
- **Trap Primer (Floor Drain)**
Generally the primer is located under a sink or behind a wall access cover
- **Food Equipment**
Such as: Steamer, Food Warmer, Rethermalizer, Combi unit, WOK, etc
- **Chemical Dispenser – Wall hung or free standing.**
Look for ANSI or ASSE approved backflow protection sticker, VB, RP, etc

VB	DuC	RP	AG
✓	✓	✓	✓
✓		✓	✓
✓	✓	✓	✓
✓		✓	✓
✓		✓	✓
✓	✓	✓	✓
	✓ Vented DuC ASSE 1032	✓ stainless steel	✓
			✓
✓	✓	✓	✓
✓		✓	✓

Note that an air gap is always best!

Miscellaneous:

- ▶ Hose bibs, mop basin/janitor sink/laundry tubs...ALL faucets with a garden hose thread require VB or similar.
- ▶ ALL food prep sinks, 3-compartment sinks, ice machines, water softeners, etc shall have an AG on the drain.
- ▶ Testable backflow preventers shall be tested annually and results get submitted to the purveyor or agent.
- ▶ Non-testable devices shall be inspected regularly and repaired/replaced as observed and per state codes.
- ▶ ALWAYS check with your local Water Purveyor, Building Dept, Health Dept, and/or Inspection Department.